

Introduction

Youth'07



Results for Young People Attracted to the Same Sex or Both Sexes

Results

Adolescent Health
Research Group

Summary

Report Launch – October 2009



University of Auckland

Introduction

Youth'07 was the second national survey of the health and wellbeing of New Zealand Secondary School Students.

It was run by the Adolescent Health Research Group at the University of Auckland.

Methodology

The funding of Youth'07 was a partnership between the:

Health Research Council of New Zealand and eight government agencies:

Department of Labour,
Families Commission,
Accident Compensation Corporation,
Sport and Recreation New Zealand,
Alcohol Advisory Council of New Zealand, Ministries of Youth Development, Justice, and Health.

Results

Summary

This report was funded by OUT THERE! (a joint Rainbow Youth & New Zealand AIDS Foundation project).

Introduction

Two-stage random sample of schools and students.

Methodology

In total, 96 (83.5%) of the 115 schools selected took part in the survey.

Results

Three-quarters (9,107) agreed to take part in Youth'07 out of 12,549 students who were invited to participate in the survey.

Summary

Of those that participated 88% (8,002) responded to the question on sexual attraction.



Introduction

Methodology

Results

Summary

In both Youth2000 surveys (2001 & 2007) students were asked about sexual attraction, but not gender identity, sexual orientation, sexual identity, or same-sex sexual behaviour.

Same-sex attraction is highly correlated with other common indicators of sexual orientation (e.g. sexual behaviour and self-identification as gay, lesbian, bisexual or takatāpui) (Hatzenbuehler, McLaughlin, & Nolen-Hoeksema, 2008)

Introduction

Methodology

In the previous report *Non-heterosexual Youth: A Profile of Their Health and Wellbeing*, students were categorized as heterosexual (i.e. opposite-sex attracted students) and non-heterosexual (i.e. attracted to the same sex, both sexes, neither sex or not sure).

Results

In the current report students are categorized as opposite-sex attracted, same/both-sex attracted, not sure/neither.

Summary

A two-edged sword...Some thoughts –

In preparing this report it was obvious that many same/both-sex attracted secondary school students are experiencing considerable difficulties – it is important to remember this, so that we remain motivated to make positive changes...

It is also important to remember that most same/both-sex attracted secondary school students are happy and healthy. We do not want to create an 'overly bleak picture' as this has the potential to stigmatize a vibrant and valuable sub-population of NZ young people.



Introduction

The prevalence of same/both-sex attractions among students remained unchanged at 4% between 2001 and 2007.

Methodology

There was little difference in the prevalence of same/both-sex attractions between male and female students.

Results

The proportion reporting same/both-sex attractions increased with age (2.5% aged 13 or less to 5.6 % aged 17 or older).

Same/both-sex attracted students come from all ethnic backgrounds.

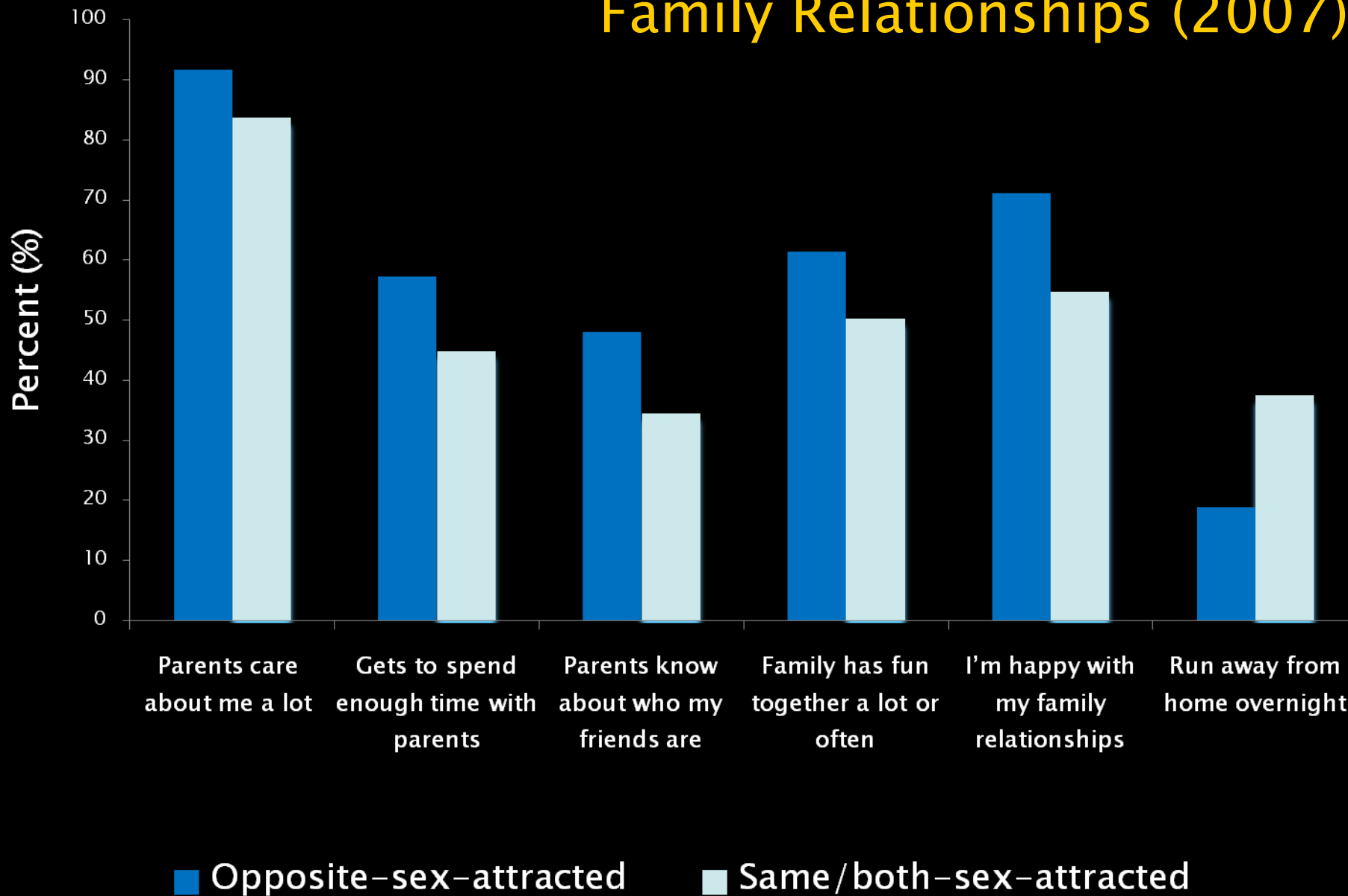
Summary

No major differences in prevalence of same/both-sex and opposite-sex attracted students re: levels of deprivation, urban or rural residence, or being NZ or overseas born.

Coming Out (2001 & 2007)

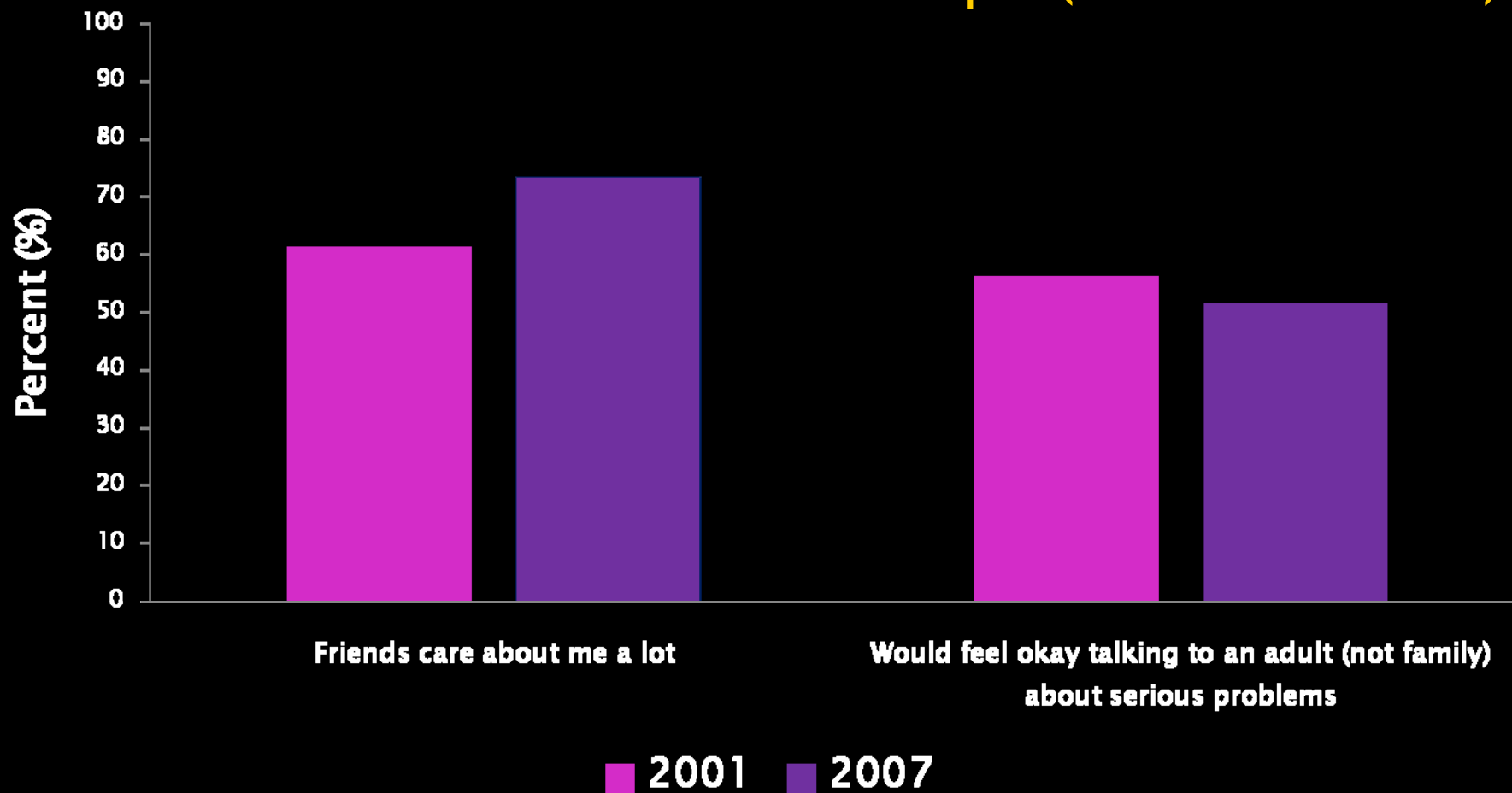
	2001		2007	
	n=	% (95% CI)	n=	% (95% CI)
Have you come out? (told people close to you openly of your sexuality)				
Yes	109	31.3 (26.6 – 36.1)	136	40.0 (33.9 – 46.1)
No	236	68.7 (63.9 – 73.4)	200	60.0 (54.0 – 66.1)
Were you able to talk to your family about this?				
Yes, I could easily talk with them	25	23.3 (15.6 – 31.1)	33	23.7 (16.4 – 31.0)
Yes, but it was difficult	13	12.1 (5.5 – 18.7)	18	12.9 (7.4 – 18.4)
No, I could not talk to my family	64	61.1 (51.5 – 70.7)	71	54.2 (44.4 – 64.0)
Doesn't apply to me	3	3.5 (0.0 – 7.8)	12	9.3 (3.3 – 15.3)

Family Relationships (2007)

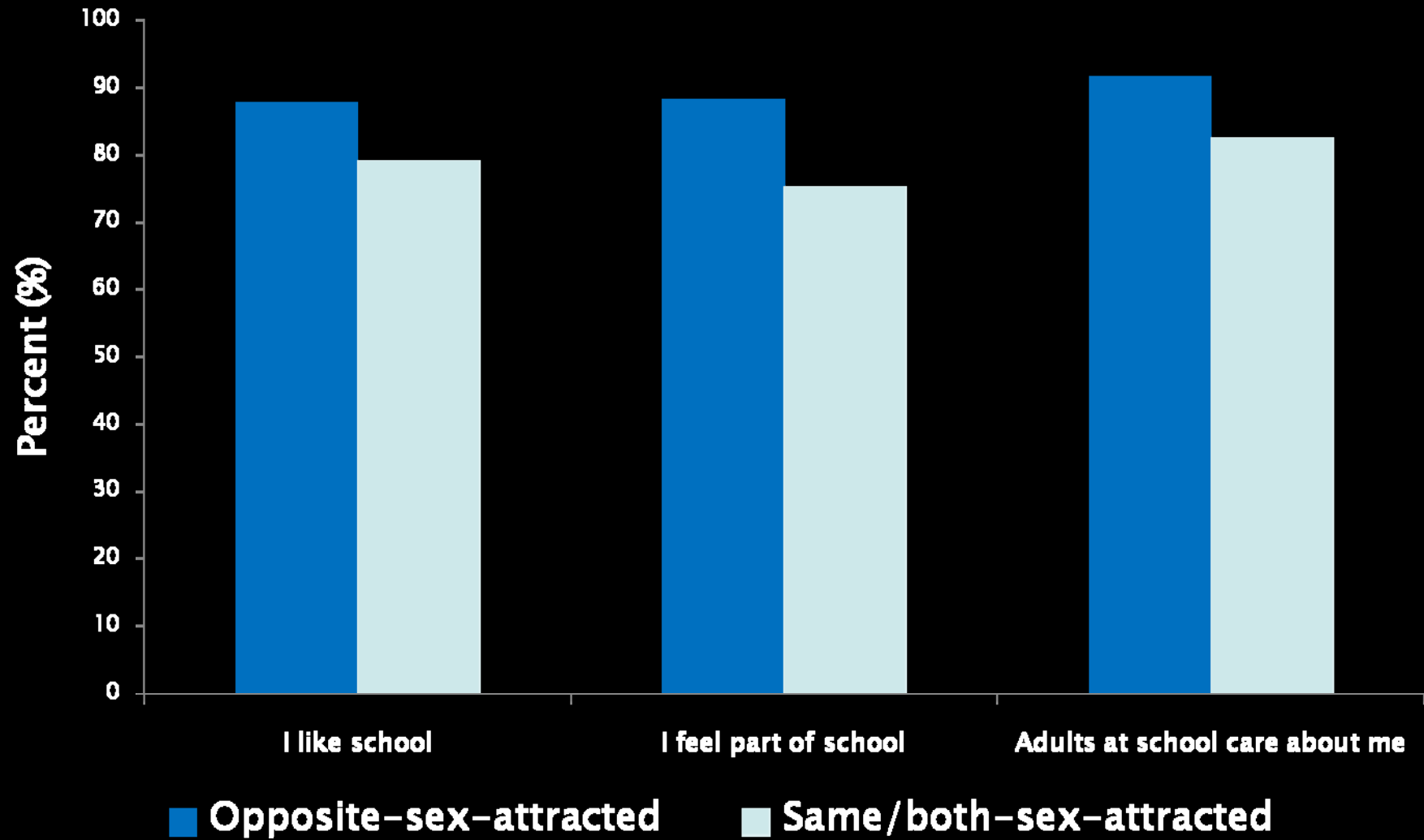


Source: 2007 National Youth Surveys

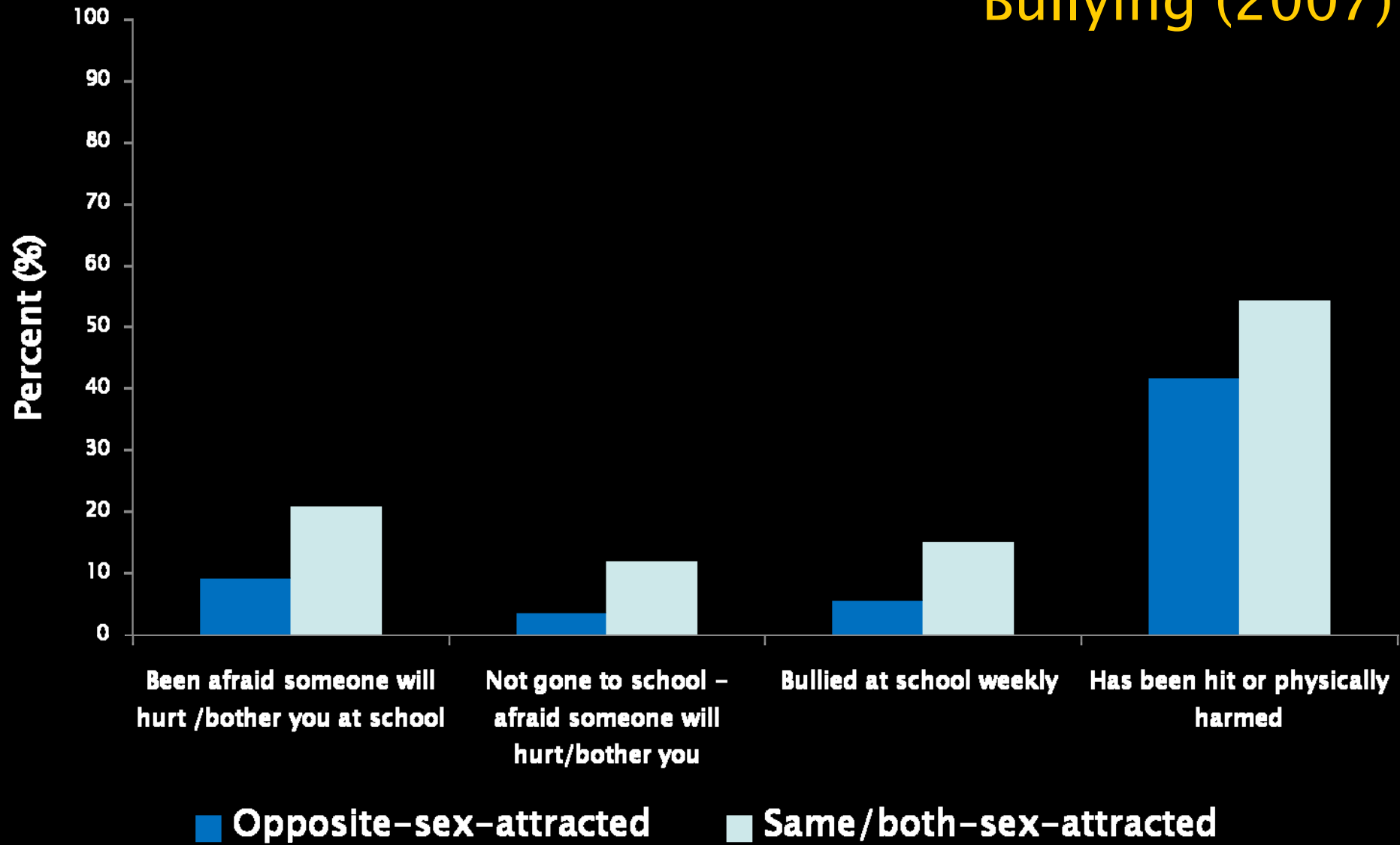
Same/both-sex Attracted Students' Friendships (2001 & 2007)



Feelings About School (2007)

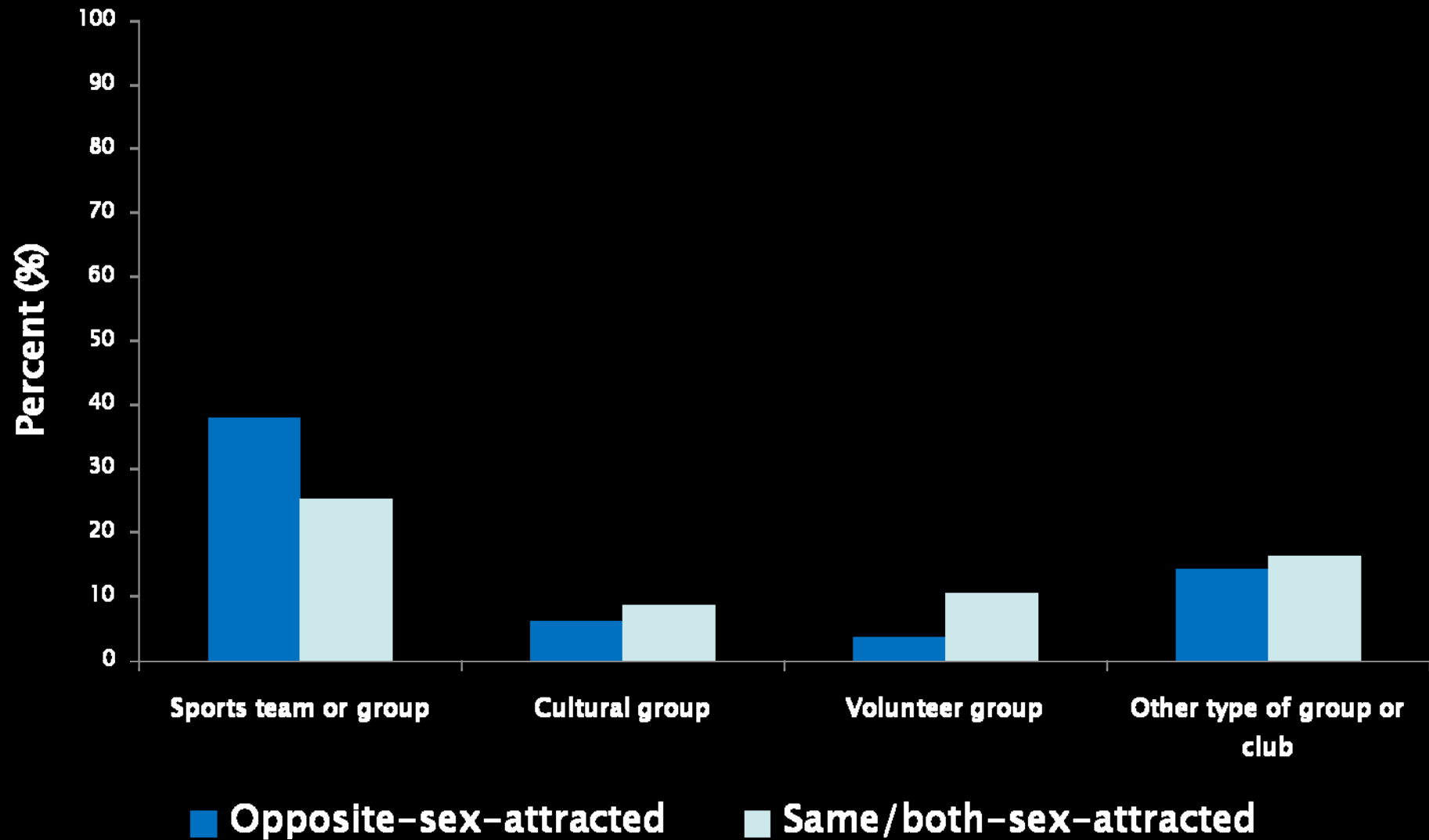


Bullying (2007)



Source: 2007 National Youth Surveys

Community Involvement (2007)

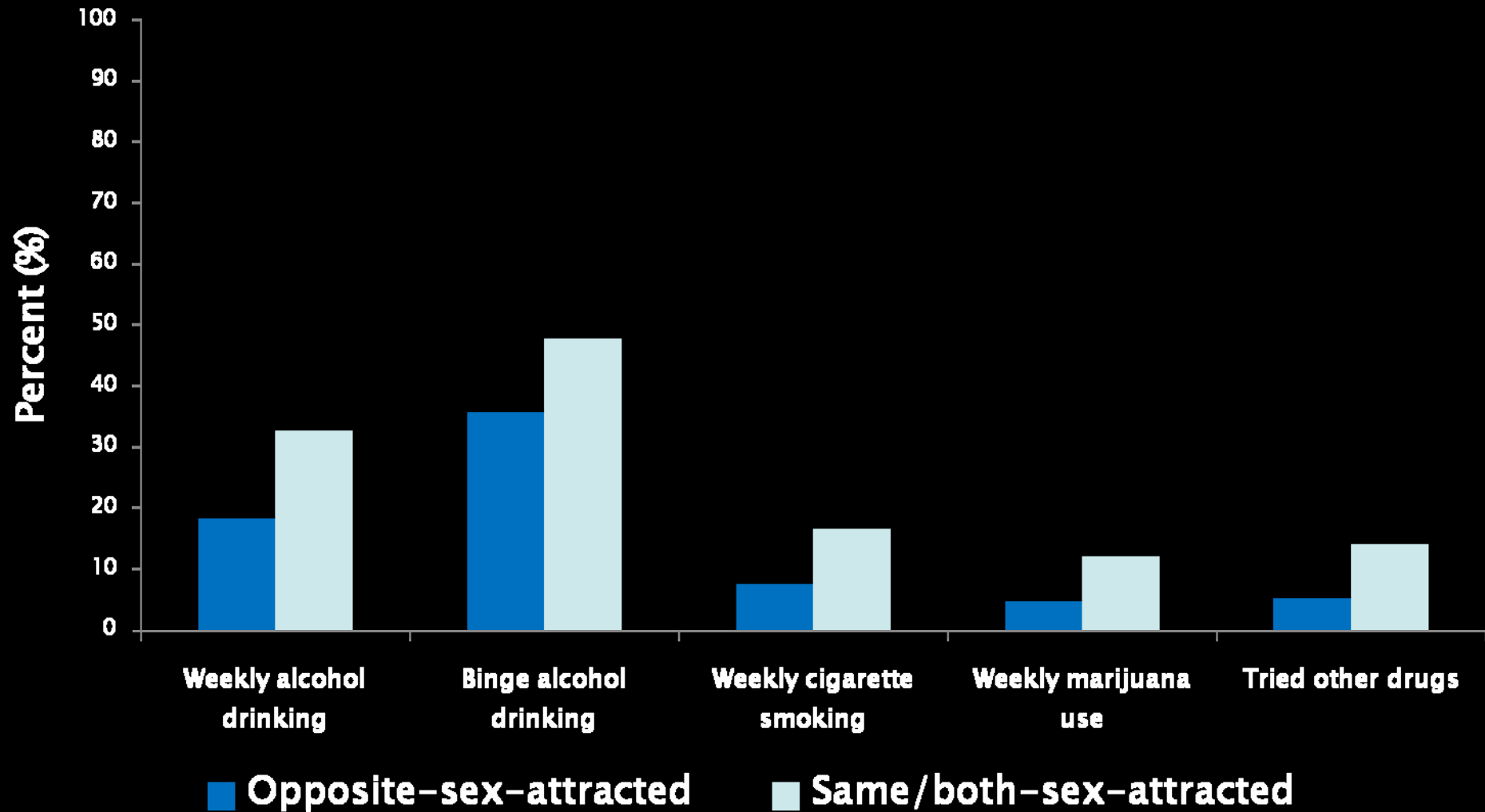


Source: 2007 National Youth Survey

Health & Wellbeing – Mental Health (2007)

- Same/both–sex attracted students were three times more likely to exhibit significant depressive symptoms.
- Same/both–sex attracted students were twice as likely to have deliberately self–harmed in the previous 12 months.
- Same/both–sex attracted students reported higher rates of depression, suicide attempts and self–harm compared to opposite–sex attracted students.

Health & Wellbeing – Alcohol & Drug Use (2007)



Source: 2007 National Youth Surveys

Health & Wellbeing – Sexual Health (2007)

- Same/both–sex attracted students are more likely to be currently sexually active.
- Same/both–sex attracted students are more likely to have been pregnant or have got someone pregnant.
- 48% of sexually active same/both–sex attracted males used a condom the last time they had sex compared to 70% of opposite–sex attracted males.
- Same/both–sex attracted students are three times more likely to have had a STI.

Introduction

Most same/both sex attracted young people are healthy and happy.

Methodology

However, there are some areas of concern. Rates of alcohol and drug use, sexually transmitted infections and mental ill-health all appear elevated among same/both-sex attracted students.

Results

Many same/both-sex attracted students were bullied and the majority had not come out.

Summary

Introduction

Methodology

Results

Summary

Between 2001 & 2007 there were some improvements. Fewer same/both-sex attracted students reported cigarette smoking and a greater proportion reported having friends that cared about them in 2007.

However, same/both-sex attracted students did not show an increase in those who felt happy or satisfied with life (as seen in opposite-sex attracted students). Nor did they share the same decreases in suicide attempts between 2001 & 2007.

Introduction

Methodology

To improve the health of same/both-sex attracted young people in New Zealand we need to act upon these findings and continue to monitor and track these issues over time.

Results

Summary

Youth'07 Reports

New Reports out soon:

- Results for Pacific Young People
- Results for Asian Young People
- School Climate Report
- Report on Violence
- Report on Emotional Wellbeing

Available at: www.youth2000.ac.nz



PhD Study



Same/both-sex attracted students were three times more likely to exhibit significant depressive symptoms in Youth'07.

Considerably more same/both-sex attracted students (than opposite-sex attracted students) experienced difficulties accessing health services for emotional concerns.

As part of my PhD I'm evaluating SPARX: The Rainbow Version (a form of computerised cognitive behavioural therapy) with same/both-sex attracted young people. Check out www.downanddifferent.org.nz for a trailer of SPARX!

References:

Hatzenbuehler, M.L., McLaughlin, K.A., & Nolen-Hoeksema, S. (2008). Emotion regulation and internalizing symptoms in a longitudinal study of sexual minority and heterosexual adolescents. *The Journal of Child Psychology and Psychiatry*, 49(12), 1270–1278.

Small Group Discussion

We'd like your help in developing some recommendations in response to the report's findings...

In small groups (using the marker pens and poster paper provided) please provide your suggestions in relation to these four questions:

1. What could youth workers and youth work organisations do to support same-sex & both-sex attracted or queer young people?
2. How could schools better serve same-sex and both-sex attracted or queer young people?
3. What could health professionals and health-care providers do to improve the quality of their services and access to them for this diverse group?
4. How can whānau of same-sex and both-sex attracted or queer young people be supported and what can they do to be more supportive of same-sex and both-sex attracted or queer young people .